A top-down view of a wooden desk. In the upper left, there is a small vase with white flowers. Next to it is a spiral notebook and a calculator. In the center, a pair of glasses lies on the desk. To the right, a white mug filled with coffee sits on the desk. In the lower right, a document is spread out, featuring several bar charts, pie charts, and a table. A pen and a pencil are resting on the document. The background is a light-colored wood grain.

ULMS Assessment & Analytics Open Forum

December 7th, 2023

2pm - 3pm

Today's Agenda

- Analytics Resources
- Accessing Network Zone Reports From Your Institution Zone
- A look Inside the Rapido Dashboard
- Office Hours

Accessing Network Zone Reports From Your Institution Zone



- Network Zone (NZ) reports can now be accessed via your Institution Zone (IZ)
 - Does not give you access to NZ data
 - NZ reports cannot be edited via your IZ but copies can be saved for editing
 - NZ reports can be added as analytics objects in your IZ
 - Note that most reports in the NZ were designed to run in the NZ unless otherwise stated in the report description

Folders



Type All ▾ Sort Last Modified Descending ▾ Show More Details

- ▶ My Folders
- ▶ Shared Folders
 - ▶ Alma
 - ▶ **California State University Network**
 - ▶ California State University San Marcos
 - ▶ Community
 - ▶ Leganto
 - ▶ Rapido
 - ▶ Rialto

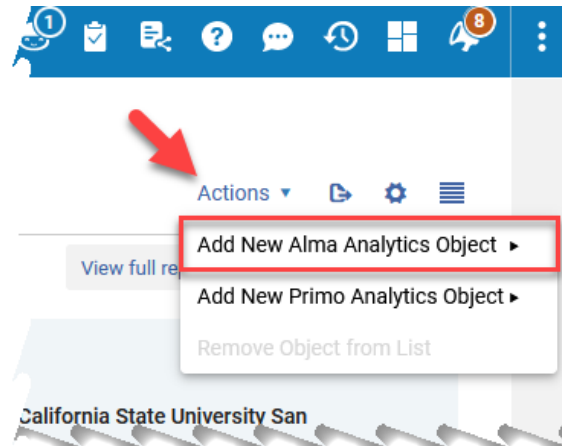

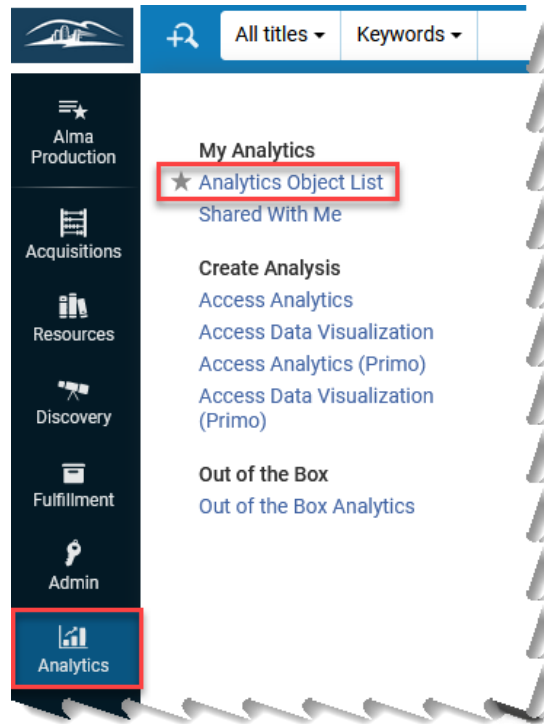
Tasks

Dashboards

- | | |
|--------|-------------|
| Expand | Archive |
| RSS | Unarchive |
| Delete | Upload |
| Copy | Properties |
| Rename | Permissions |

Preview

Creating Analytics Objects Using NZ Reports



The configuration dialog for creating a new analytics object. It includes the following fields:

- Analytic Folder***: California State University Network/Das... (dropdown menu)
- Report Name***: IZ Rapido Dashboard (dropdown menu)
- Display Name***: Rapido Dashboard (text input field)

A **Save** button is located at the bottom right of the dialog.

Pinning NZ Reports

The screenshot shows the 'Analytics Object List' interface. The search bar contains 'rapido dashboard'. The object 'IZ Rapido Dashboard' is listed with details: 'Analytic Folder California State University Network/Dashboards', 'Object created by Magazino, Natalya Serge on 11/08/2023', and 'Object modified by Magazino, Natalya Serge on 11/08/2023'. A red arrow points to the 'Sort by: Name' dropdown, and a red box highlights the 'Pin to Analytics Menu' option in the context menu.



The screenshot shows the 'My Analytics' dashboard. The 'Pinned Objects' section contains one item: '1 IZ Rapido Dashboard', which is highlighted with a red box. Other sections include 'My Analytics', 'Search Analytics Objects', 'Create Analysis', and 'Out of the Box'.

IZ Rapido Dashboard

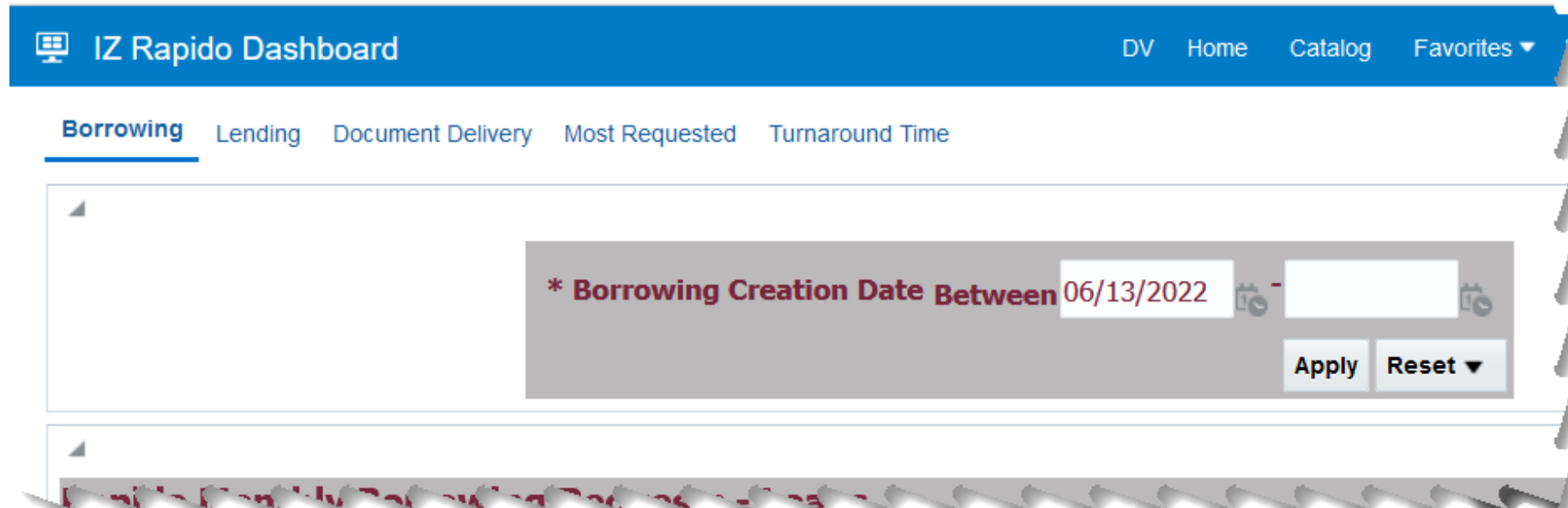
- ▶ A new Rapido dashboard has been created in the NZ to run in your IZ
 - ▶ NZ reports were modified slightly to run better in your IZ (e.g. campus prompts removed)
 - ▶ Since the dashboard lives in the NZ, updates made to the dashboard will apply automatically
 - ▶ No need to update individual reports in each IZ

IZ Rapido Dashboard Reports

- ▶ Filled Borrowing Requests - Loans
- ▶ Filled Borrowing Requests - Copies
- ▶ Filled Lending Requests - Loans
- ▶ Filled Lending Requests - Copies
- ▶ Filled Document Delivery Requests - Copies
- ▶ Borrowing Turnaround Times by Pod - Loans
- ▶ Most Requested by Title - Journals
- ▶ Most Requested by Title - Loans

Dashboard Pages

- ▶ Five dashboard pages
 - ▶ Borrowing, Lending, Document Delivery, Turnaround Time, Most Requested



Filled Borrowing Requests

Rapido Monthly Borrowing Requests - Loans

Shows the number and percentage of requests filled by Rapido. Rapido filled requests are requests with a receive date and a partner profile type of ISO or RapidILL. For campuses that have ILLiad and Alma integrated via NCIP, the number and percentage of requests filled by ILLiad are also shown. Campuses in fewer Rapido pods will have lower Rapido fill rates.

Month and Year	Total Borrowing Requests	Requests filled via Rapido	Filled via ILLiad/OCLC	Total Filled Requests	Unfilled Requests	% filled via Rapido	% filled via ILLiad/OCLC	% Unfilled
Jun 22	138	56	54	110	28	40.58%	39.13%	20.29%
Jul 22	259	152	77	229	30	58.69%	29.73%	11.58%
Aug 22	490	287	121	408	82	58.57%	24.69%	16.73%
Sep 22	592	336	150	486	106	56.76%	25.34%	17.91%
Oct 22	384	251	82	333	51	65.36%	21.35%	13.28%
Nov 22	364	190	112	302	62	52.20%	30.77%	17.03%
Dec 22	221	89	83	172	49	40.27%	37.56%	22.17%
Jan 23	733	394	199	593	140	53.75%	27.15%	19.10%
Feb 23	633	389	140	529	104	61.45%	22.12%	16.43%
Mar 23	422	258	112	370	52	61.14%	26.54%	12.32%
Apr 23	332	215	72	287	45	64.76%	21.69%	13.55%
May 23	262	151	64	215	47	57.63%	24.43%	17.94%
Jun 23	240	174	37	211	29	72.50%	15.42%	12.08%
Jul 23	190	130	35	165	25	68.42%	18.42%	13.16%
Aug 23	581	370	54	424	157	63.68%	9.29%	27.02%
Sep 23	594	429	61	490	104	72.22%	10.27%	17.51%
Oct 23	433	317	59	376	57	73.21%	13.63%	13.16%
Nov 23	288	133	33	166	122	46.18%	11.46%	42.36%




Rapido Monthly Borrowing Requests - Copies

Shows the number and percentage of requests filled by Rapido. Rapido filled requests are requests with a receive date and a partner profile type of ISO or RapidILL. For campuses that have ILLiad and Alma integrated via NCIP, the number and percentage of requests filled by ILLiad are also shown. Campuses in fewer Rapido pods will have lower Rapido fill rates.

Month and Year	Total Borrowing Requests	Requests filled via Rapido	Filled via ILLiad/OCLC	Total Filled Requests	Unfilled Requests	% Filled via Rapido	% filled via ILLiad/OCLC	% Unfilled
Jun 22	358	320	6	326	32	89.39%	1.68%	8.94%
Jul 22	371	330	10	341	30	88.95%	2.70%	8.09%
Aug 22	375	285	8	293	82	76.00%	2.13%	21.87%
Sep 22	989	791	20	811	178	79.98%	2.02%	18.00%
Oct 22	958	818	20	838	120	85.39%	2.09%	12.53%
Nov 22	835	757	12	769	66	90.66%	1.44%	7.90%
Dec 22	444	396	10	406	38	89.19%	2.25%	8.56%
Jan 23	385	336	15	351	34	87.27%	3.90%	8.83%
Feb 23	801	710	7	717	84	88.64%	0.87%	10.49%
Mar 23	901	804	19	823	78	89.23%	2.11%	8.66%
Apr 23	808	708	26	734	74	87.62%	3.22%	9.16%
May 23	414	370	12	382	32	89.37%	2.90%	7.73%
Jun 23	375	331	12	343	32	88.27%	3.20%	8.53%
Jul 23	388	352	9	361	27	90.72%	2.32%	6.96%
Aug 23	419	373	12	385	34	89.02%	2.86%	8.11%
Sep 23	743	662	13	675	68	89.10%	1.75%	9.15%
Oct 23	823	741	15	756	67	90.04%	1.82%	8.14%
Nov 23	600	534	13	547	53	89.00%	2.17%	8.83%

Filled Borrowing Requests Filters

► Loans

▲ Filters   




Borrowing Creation Date is greater than or equal to 06/13/2022

AND Requested Format is equal to / is in Physical






AND Partner Name is not equal to / is not in Circuit

AND Borrowing Creation Date and Time is greater than or equal to 06/13/2022 12:00:00 AM

► Copies

▲ Filters   

Borrowing Creation Date is greater than or equal to 06/13/2022

AND Requested Format is equal to / is in Digital     

AND Lending Institution does not contain CSU Bakersfield - CSUB Library; CSU, Chico - Meriam Library; California State Polytechnic University Pomona - Cal Poly Pomona University Library; California State University, Channel Islands - John Spoor Broome Library; California State University, Dominguez Hills - University Library; California State University, East Bay - Hayward; California State University, Fullerton - Pollak Library; California State University, Long Beach - University Library; California State University, Los Angeles - John F Kennedy Memorial Library; California State University, Monterey Bay - CSU Monterey Bay Library; California State University, Northridge - Interlibrary Loan; Fresno State - FRESNO STATE MAIN; Sacramento State - University Library; California State University, San Bernardino - Pfau Library; San Diego State University Library - SDSU Library; San Francisco State University - Main Library; San Jose State University - SJSU Library; Cal Poly University San Luis Obispo - Robert E. Kennedy Library; Sonoma State University - University Library; California State University, Stanislaus - CSU Stanislaus Library

AND Borrowing Creation Date and Time is greater than or equal to 06/13/2022 12:00:00 AM

Filled Borrowing Requests Columns

Selected Columns					
Institution	Borrowing Creation Date			Borrowing Request Details	
 Borrower 	 Month and Year 	 1 Borrowing Creation Year 	 2 Borrowing Creation Month Key 	 Total Borrowing Requests 	 Requests filled via Rapido 
<hr/>					
 					
 Filled via ILLiad 	 % filled via ILLiad 	 Total Filled Requests 	 % filled via Rapido 	 Unfilled Requests 	 % Unfilled 

Filled Borrowing Requests Column Formulas

- ▶ **Month and Year** = "Borrowing Creation Date"."Borrowing Creation Full Month"
- ▶ **Total Borrowing Requests** = "Borrowing Request Details"."Num of Requests"
- ▶ **Filled via Rapido** = FILTER("Borrowing Request Details"."Num of Requests" USING (("Partner"."Profile Type" IN ('ISO', 'RapidILL')) AND ("Borrowing Request Details"."Item Arrival Date" IS NOT NULL) AND ("Borrowing Request Details"."Partner Active Status" = 'Active')))
- ▶ **Filled via ILLiad/OCLC** = FILTER("Borrowing Request Details"."Num of Requests" USING (("Borrowing Request Details"."Partner Active Status" = 'Active') AND ("Borrowing Request Details"."Item Arrival Date" IS NOT NULL) AND ("Partner"."Profile Type" NOT IN ('ISO', 'RapidILL'))))
- ▶ **Unfilled Requests** = FILTER("Borrowing Request Details"."Num of Requests" USING ("Borrowing Request Details"."Item Arrival Date" IS NULL))
- ▶ **% Filled via ILLiad/OCLC** = FILTER("Borrowing Request Details"."Num of Requests" USING (("Partner"."Profile Type" NOT IN ('ISO', 'RapidILL')) AND ("Borrowing Request Details"."Item Arrival Date" IS NOT NULL) AND ("Borrowing Request Details"."Partner Active Status" = 'Active')))
/"Borrowing Request Details"."Num of Requests"*100
- ▶ **% Filled via Rapido** = FILTER("Borrowing Request Details"."Num of Requests" USING (("Partner"."Profile Type" IN ('ISO', 'RapidILL')) AND ("Borrowing Request Details"."Item Arrival Date" IS NOT NULL) AND ("Borrowing Request Details"."Partner Active Status" = 'Active')))
/"Borrowing Request Details"."Num of Requests"*100
- ▶ **% Unfilled** = FILTER("Borrowing Requests Details"."Num of Requests" USING ("Borrowing Requests Details"."Item Arrival Date" IS NULL))
/"Borrowing Request Details"."Num of Requests"*100

Filled Lending Requests

Filled Lending Requests - Loans

Shows the number and percentage of filled Rapido loan lending requests. Requests filled by other systems such as ILLiad are not included.

Month and Year	Total Lending Requests	Filled Lending Requests	Unfilled Lending Requests	Fill Rate
Jun 22	991	819	172	82.64%
Jul 22	1,441	1,204	237	83.55%
Aug 22	4,900	3,453	1,447	70.47%
Sep 22	4,976	3,694	1,282	74.24%
Oct 22	4,187	3,296	891	78.72%
Nov 22	3,035	2,638	397	86.92%
Dec 22	1,394	1,159	235	83.14%
Jan 23	5,219	4,110	1,109	78.75%
Feb 23	4,399	3,627	772	82.45%
Mar 23	4,139	3,187	952	77.00%
Apr 23	3,439	2,819	620	81.97%
May 23	2,353	1,819	534	77.31%
Jun 23	2,093	1,511	582	72.19%
Jul 23	2,117	1,584	533	74.82%
Aug 23	5,228	3,843	1,385	73.51%
Sep 23	5,863	4,300	1,563	73.34%
Oct 23	5,101	4,098	1,003	80.34%
Nov 23	3,909	3,182	727	81.40%
Dec 23	616	457	159	74.19%

Filled Lending Requests - Copies

Measures the average number of days between when a request is placed and when it is delivered to the requestor.

Month and Year	Total Lending Requests	Filled Lending Requests	Unfilled Lending Requests	Fill Rate
Jun 22	421	287	134	68.17%
Jul 22	627	401	226	63.96%
Aug 22	614	382	232	62.21%
Sep 22	779	468	311	60.08%
Oct 22	907	550	357	60.64%
Nov 22	698	440	258	63.04%
Dec 22	419	200	219	47.73%
Jan 23	719	464	255	64.53%
Feb 23	900	624	276	69.33%
Mar 23	1,060	506	554	47.74%
Apr 23	870	605	265	69.54%
May 23	728	536	192	73.63%
Jun 23	605	424	181	70.08%
Jul 23	589	388	201	65.87%
Aug 23	563	276	287	49.02%
Sep 23	790	391	399	49.49%
Oct 23	950	555	395	58.42%
Nov 23	914	695	219	76.04%
Dec 23	161	110	51	68.32%




Filled Lending Requests Filters





▶ Loans

▲ Filters

- ┆ Lending Creation Date is greater than or equal to 06/13/2022
- AND┆ Requested Format is equal to / is in Physical
- AND┆ TIMESTAMPADD(SQL_TSI_DAY , 0, ... is greater than or equal to 06/13/2022
- AND┆ Profile Type is not equal to / is not in NCIP










▶ Copies


▲ Filters   



- ┆ Lending Creation Date is greater than or equal to 06/13/2022
- AND┆ Requested Format is equal to / is in Digital    
- AND┆ Partner Name does not contain CSU Bakersfield - CSUB Library; CSU, Chico - Meriam Library; Cal Maritime - California Maritime Academy Library; Cal Poly Humboldt - Humboldt State University Libr; Cal Poly University San Luis Obispo - Robert E. Ke; California State Polytechnic University Pomona - C; California State University Moss Landing Marine La; California State University San Marcos - Library; California State University, Channel Islands - Joh; California State University, Dominguez Hills - Uni; California State University, East Bay - Hayward; California State University, Fullerton - Pollak Li; California State University, Long Beach - Universi; California State University, Los Angeles - John F ; California State University, Monterey Bay - CSU Mo; California State University, Northridge - Interlib; California State University, San Bernardino - Pfau; California State University, Stanislaus - CSU Stan; Fresno State - FRESNO STATE MAIN; Sacramento State - University Library; San Diego State University Library - SDSU Library; San Francisco State University - Main Library; San Jose State University - SJSU Library; Sonoma State University - University Library
- AND┆ TIMESTAMPADD(SQL_TSI_DAY , 0, ... is greater than or equal to 06/13/2022


Filled Lending Requests Columns


Selected Columns

Institution	Lending Requests Details					Lending Creation Date
 Lender 	 Total Lending Requests 	 Filled Lending Requests 	 Unfilled Lending Requests 	 Fill Rate 	 Lending Creation Date 	

 Month and Year 

 1 Lending Creation Year 

 2 Lending Creation Month Key 

 Fiscal Year 

► Loans and Copies

Filled Lending Requests Column Formulas

- ▶ **Month and Year** = "Lending Creation Date"."Lending Creation Full Month"
- ▶ **Total Lending Requests** = "Lending Requests Details"."Num of Requests"
- ▶ **Filled Lending Requests** = FILTER("Lending Requests Details"."Num of Requests" USING ("Lending Requests Details"."Item Sent Date" IS NOT NULL))
- ▶ **Unfilled Lending Requests** = FILTER("Lending Requests Details"."Num of Requests" USING ("Lending Requests Details"."Item Sent Date" IS NULL))
- ▶ **Lending Fill Rate** = FILTER("Lending Requests Details"."Num of Requests" USING ("Lending Requests Details"."Item Sent Date" IS NOT NULL))/"Lending Requests Details"."Num of Requests"*100

Document Delivery

Document Delivery Requests - Copies

Shows the number of filled requests where the borrowing library was also the lending library.

Month and Year	Total DD Requests	Filled DD Requests	Unfilled DD Requests	Fill Rate
Jun 22	113	112	1	99.12%
Jul 22	133	133	0	100.00%
Aug 22	157	157	0	100.00%
Sep 22	351	351	0	100.00%
Oct 22	278	278	0	100.00%
Nov 22	114	114	0	100.00%
Dec 22	57	57	0	100.00%
Jan 23	96	96	0	100.00%
Feb 23	184	184	0	100.00%
Mar 23	151	151	0	100.00%
Apr 23	131	131	0	100.00%
May 23	79	79	0	100.00%
Jun 23	69	69	0	100.00%
Jul 23	65	64	1	98.46%
Aug 23	91	91	0	100.00%
Sep 23	146	146	0	100.00%
Oct 23	146	146	0	100.00%
Nov 23	126	126	0	100.00%
Dec 23	15	15	0	100.00%

Document Delivery Filters



▲ Filters 🔍 ✕ ⏪

📄 Borrowing Creation Date is greater than 06/13/2022

AND 📄 Requested Format is equal to / is in Digital ✎ 📄 🗑 ⚙

AND 📄 Lending Institution contains any CSU Bakersfield - CSUB Library; CSU, Chico - Meriam Library; California State Polytechnic University Pomona - Cal Poly Pomona University Library; California State University, Channel Islands - John Spoor Broome Library; California State University, Dominguez Hills - University Library; California State University, East Bay - Hayward; California State University, Fullerton - Pollak Library; California State University, Long Beach - University Library; California State University, Los Angeles - John F Kennedy Memorial Library; California State University, Monterey Bay - CSU Monterey Bay Library; California State University, Northridge - Interlibrary Loan; Fresno State - FRESNO STATE MAIN; Sacramento State - University Library; California State University, San Bernardino - Pfau Library; San Diego State University Library - SDSU Library; San Francisco State University - Main Library; San Jose State University - SJSU Library; Cal Poly University San Luis Obispo - Robert E. Kennedy Library; Sonoma State University - University Library; California State University, Stanislaus - CSU Stanislaus Library

Document Delivery Columns

Selected Columns

Institution	Borrowing Creation Date		
 Borrower 	 Month and Year 	 1 Borrowing Creation Year 	 2 Borrowing Creation Month Key 

Borrowing Request Details

 Total DD Requests 	 Filled DD Requests 	 Unfilled DD Requests 	 Fill Rate 
---	--	--	---

Document Delivery Column Formulas

- ▶ **Month and Year:** "Borrowing Creation Date"."Borrowing Creation Full Month"
- ▶ **Total DD Requests:** "Borrowing Request Details"."Num of Requests"
- ▶ **Filled DD requests:** FILTER("Borrowing Request Details"."Num of Requests" USING ("Borrowing Request Details"."Item Arrival Date" IS NOT NULL))
- ▶ **Unfilled DD requests:** FILTER("Borrowing Request Details"."Num of Requests" USING ("Borrowing Request Details"."Item Arrival Date" IS NULL))
- ▶ **DD Fill Rate:** (FILTER("Borrowing Requests Details"."Num of Requests" USING ("Borrowing Requests Details"."Item Arrival Date" IS NOT NULL)) "Borrowing Request Details"."Num of Requests"*100

Turnaround Time

Borrowing Turnaround Times - Loans

Measures the average number of days between when a request is placed and when it is received and made available for pickup by the borrowing library.

Borrowing Creation Full Month	Filled Borrowing Requests	Days of Request to Material Arrival (All)	Days of Request to Material Arrival (California State Network)	Days of Request to Material Arrival (West Coast Courier Pod)	Days of Request to Material Arrival (US West)	Days of Request to Material Arrival (SUNY Western Pod)	Days of Request to Material Arrival (US Pod)	Days of Request to Material Arrival (North America pod)	Days of Request Sent to Material Arrival (RapidR Pod)
Jun 22	51	6.04	5.48		7.67		10.75		
Jul 22	140	5.39	4.95		6.57		8.69		
Aug 22	269	6.58	5.57		8.08		10.13	21.25	
Sep 22	313	6.10	5.13		8.88		10.16	15.20	
Oct 22	254	6.08	5.32		17.40	11.33	8.29	13.50	
Nov 22	187	6.32	5.60		10.13	10.00	10.31	17.00	
Dec 22	85	9.84	8.39		11.71	16.17	12.00	34.00	
Jan 23	390	6.39	5.13		8.23	11.06	13.67	12.75	
Feb 23	373	6.26	5.38		10.57	10.46	8.72	11.00	
Mar 23	254	5.71	4.72		12.45	11.50	9.00		
Apr 23	212	5.67	5.05		8.47	8.14	7.44		
May 23	151	5.37	4.06		8.48	10.33	7.46		10.60
Jun 23	172	5.98	4.03		13.12	9.00	8.50		8.04
Jul 23	129	5.73	4.28		5.50	6.00	8.50	9.00	9.55
Aug 23	371	6.29	5.00	6.14	6.53	10.95	9.53		8.28
Sep 23	429	5.54	4.52	3.33	6.29	8.75	8.29		8.05
Oct 23	321	5.68	4.22	3.00	6.25	6.78	10.00		8.96
Nov 23	205	5.78	4.99		7.36	7.00	8.91		8.07
Dec 23	7	2.71	2.71						
Grand Total / Average	4,313	5.97	4.98	5.08	9.09	9.82	9.46	16.71	8.53

Turnaround Time Filters







▲ Filters

- ┆ Item Arrival Date is not null
- AND ┆ Borrowing Creation Date is greater than or equal to 06/13/2022
- AND ┆ Requested Format is equal to / is in Physical
- AND ┆ Partner Name is not equal to / is not in Circuit
- AND ┆ Rapido Pod Name is not null
- AND ┆ Profile Type is not equal to / is not in NCIP
- AND ┆ Borrowing Creation Date and Time is greater than or equal to 06/13/2022 12:00:00 AM

Turnaround Time Columns

Selected Columns

Institution	Borrowing Creation Date	Borrowing Request Details	
 Borrower 	 Request Creation Year - Month 	 Filled Borrowing Requests 	 Days of Request to Material Arrival (All) 

 Days of Request to Material Arrival (California State Network) 	 Days of Request to Material Arrival (CSU/SUNY Pod) 	 Days of Request to Material Arrival (US West) 
--	--	---

 Days of Request to Material Arrival (US Pod) 	 Days of Request to Material Arrival (North America pod) 
--	---

Turnaround Time Column Formulas

- ▶ **Filled Borrowing Requests** = "Borrowing Request Details"."Num of Active Partner Requests"
- ▶ **Days of Request to Material Arrival (All)** = "Borrowing Request Details"."Days of Request to Material Arrival"/"Borrowing Request Details"."Num of Active Partner Requests"
- ▶ **Days of Request to Material Arrival (California State Network Pod)** = FILTER("Borrowing Request Details"."Days of Request to Material Arrival"/"Borrowing Request Details"."Num of Active Partner Requests" USING ("Rapido Attributes"."Rapido Pod Name" = 'California State Network'))
- ▶ **Days of Request to Material Arrival (West Coast Courier Pod)** = FILTER("Borrowing Request Details"."Days of Request to Material Arrival"/"Borrowing Request Details"."Num of Active Partner Requests" USING ("Rapido Attributes"."Rapido Pod Name" = 'West Coast Courier Pod'))
- ▶ **Days of Request to Material Arrival (US West Pod)** = FILTER("Borrowing Request Details"."Days of Request to Material Arrival"/"Borrowing Request Details"."Num of Active Partner Requests" USING ("Rapido Attributes"."Rapido Pod Name" = 'US West'))
- ▶ **Days of Request to Material Arrival (SUNY Western)** = FILTER("Borrowing Request Details"."Days of Request to Material Arrival"/"Borrowing Request Details"."Num of Active Partner Requests" USING ("Rapido Attributes"."Rapido Pod Name" = 'SUNY Western Pod'))
- ▶ **Days of Request to Material Arrival (US Pod)** = FILTER("Borrowing Request Details"."Days of Request to Material Arrival"/"Borrowing Request Details"."Num of Active Partner Requests" USING ("Rapido Attributes"."Rapido Pod Name" = 'US pod'))
- ▶ **Days of Request to Material Arrival (RapidR Pod)** = FILTER("Borrowing Request Details"."Days of Request to Material Arrival"/"Borrowing Request Details"."Num of Active Partner Requests" USING ("Rapido Attributes"."Rapido Pod Name" = 'Rapid Returnables'))

Most Requested Loans

Rapido Most Requested Loans by Title

Shows the number of times a title was requested by the selected CSU library, the number of times that requests for that title were filled by Rapido, the number of times that filled requests were actually picked up by the user, and the number of times requests went unfilled via Rapido for that title. This information may be relevant in evaluating collection use and purchases for collection development.

Title	Total Requests	Filled Requests	Picked Up Requests	Unfilled Requests	ISBN
A problem solving approach to mathematics for elementary school teachers	9	3	1	6	9780135183885; 013518388X
Biomedical ethics /	7	4	3	3	9780195144307; 0195144309; 9780195144314; 0195144317
Doing grammar /	7	4	2	3	0199947333; 9780199947331
Teachers, schools, and society : a brief introduction to education /	7	1	1	6	1259913791; 9781259913792
The new rules of work : the Muse playbook for navigating the modern workplace /	7	7	4	0	
Cases in bioethics : selections from the Hastings Center report /	6	4	1	2	9780312152697; 0312152698
JUVENILE DELINQUENCY IN A DIVERSE SOCIETY	6	0	0	6	9781071862230; 1071862235
Jumped in : what gangs taught me about violence, drugs, love, and redemption / Jorja Leap.	6	6	6	0	0807044563; 9780807044568; 0807044814; 9780807044810
The city we became / N. K. Jemisin.	6	5	5	1	0316509841; 9780316509848; 0356512665; 9780356512662; 9780356512655; 0356512657
Using MIS / David M. Kroenke, Randall J. Boyle.	6	4	1	2	0134106784; 9780134106786
Witchcraft in Europe, 400-1700 : a documentary history /	6	4	3	2	9780812217513; 0812217519; 9780812235852; 0812235851
Advanced and multivariate statistical methods : practical application and interpretation / by Craig Mentler and Rachel Vannatta.	5	3	1	2	9781138289710; 113828971X; 9781351971669; 1351971662; 9781138289734; 1138289736
Affirming diversity: the sociopolitical context of multicultural education	5	4	4	1	0134047230; 9780134047232
Analyzing American Democracy: Politics and Political Science	5	0	0	5	1138345180; 9781138345188; 1138345199; 9781138345195
Ecofeminism : feminist intersections with other animals and the earth /	5	4	0	1	9781501380778; 150138077X
Intercultural communication: globalization and social justice	5	2	2	3	1452292752; 9781452292755
LANGUAGE DEVELOPMENT FROM THEORY TO PRACTICE	5	1	0	4	
Social and political philosophy: classic and contemporary readings	5	5	4	0	0195424298; 9780195424294
A problem solving approach to mathematics for elementary school teachers /	4	4	1	0	
Adolescence /	4	2	1	2	126009829X; 9781260098297; 1260058786; 9781260058789
American government and politics today: the essentials	4	2	1	2	9780357458426; 0357458427
Business ethics and ethical business	4	3	1	1	9780195369106; 0195369106; 0195369114; 9780195369113; 162198477X; 9781621984771
Business law: text and cases	4	0	0	4	9780357129630; 0357129636; 0357129717; 9780357129715
Calculus : early transcendentals /	4	0	0	4	1337613924; 9781337613927; 0357022297; 9780357022290
Critical issues in education : dialogues and dialectics /	4	3	3	1	9781478635680; 1478635681

Most Requested Loans – Columns and Filters (Criteria)

Selected Columns

Borrowing Request Details				Bibliographic Details	
Total Requests	Unfilled Requests	Filled Requests	Picked Up Requests	Title	ISBN

Filters

- Borrowing Creation Date is greater than or equal to 06/13/2022
- AND Requested Format is equal to / is in Physical
- AND Journal Title is null
- AND Borrowing Creation Date and Time is greater than or equal to 06/13/2022 12:00:00 AM

Most Requested Loans – Column Formulas

- ▶ **Title** = "Borrowing Request Details"."Title"
- ▶ **Total Requests** = "Borrowing Request Details"."Num of Requests"
- ▶ **Unfilled Requests** = FILTER("Borrowing Request Details"."Num of Requests" USING ("Borrowing Request Details"."Item Arrival Date" IS NULL))
- ▶ **Filled Requests** = FILTER("Borrowing Request Details"."Num of Requests" USING ("Borrowing Request Details"."Item Arrival Date" IS NOT NULL))
- ▶ **Picked up Requests** = FILTER("Borrowing Request Details"."Num of Requests" USING ("Borrowing Request Details"."Item Loan Date" IS NOT NULL))
- ▶ **ISBN** = "Bibliographic Details"."ISBN"

Most Requested Journals






Most Requested Journals by Title
Shows the number of copy requests from a particular journal or book title, the number of times requests for articles from a particular journal were filled and the number of times article requests from a particular journal were unable to be filled.

Journal Title	Total Requests	Filled Requests	Unfilled Requests	ISSN
Pediatrics.	74	72	2	0031-4005
Early Child Development and Care.	44	43	1	0300-4430
	38	34	4	0419-4209
The American psychologist	37	33	4	0003-066X
Disability and rehabilitation.	33	33	0	0963-8288
Journal of American college health.	33	33	0	0744-8481
Journal of Child and Adolescent Counseling	33	25	8	2372-7810
Journal of the Academy of Nutrition and Dietetics	29	28	1	2212-2672
	28	25	3	0419-4217
Journal of clinical nursing.	28	27	1	0962-1067
International journal of qualitative studies in education	27	27	0	0951-8398
Business communication quarterly.	25	25	0	1080-5699
Journal of divorce & remarriage.	24	24	0	1050-2556
Health communication.	23	22	1	1041-0236
Journal of advanced nursing.	23	23	0	0309-2402
JAMA : the journal of the American Medical Association.	21	21	0	0098-7484
Nature Microbiology	21	20	1	2058-5276
The Washington Post and Times Herald (1954-1959)	21	21	0	2641-077X
Nature Reviews Microbiology	20	20	0	1740-1526
Journal of college student retention : research, theory & practice.	17	17	0	1521-0251
Psychological science : a journal of the American Psychological Society	17	17	0	0956-7976
Journal of aggression, maltreatment & trauma.	16	16	0	1092-6771
Journal of prevention & intervention in the community.	16	16	0	1085-2352
Journal of school violence.	16	16	0	1538-8220
Poverty & public policy	16	16	0	1944-2858



Rows 1 - 25

Most Requested Journals Columns and Filters (Criteria)

Selected Columns

Borrowing Request Details				Bibliographic Details	
 Journal Title 	 Total Requests 	 Unfilled Requests 	 Filled Requests 	 ISSN 	

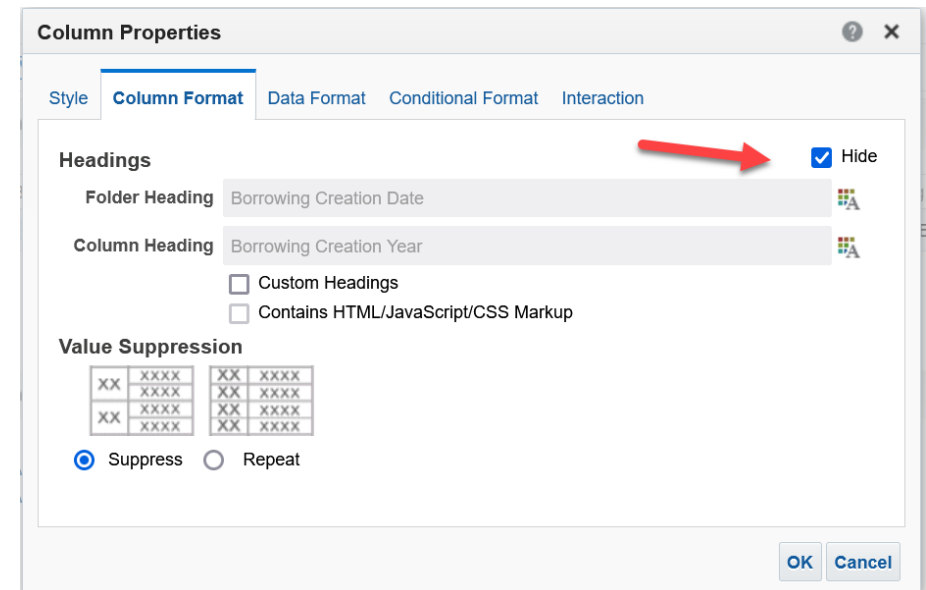

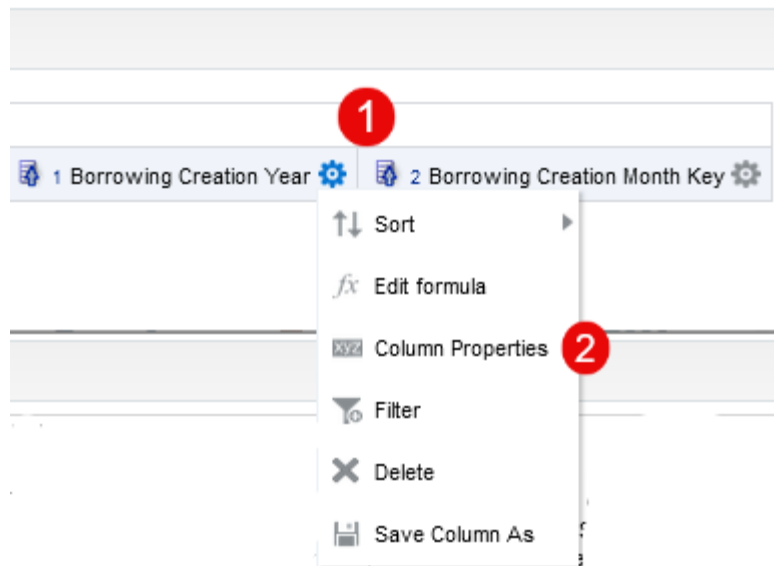
Filters

-  Borrowing Creation Date is greater than or equal to 06/13/2022
- AND**  Requested Format is equal to / is in Digital
- AND**  ISSN is not null
- AND**  Borrowing Creation Date and Time is greater than or equal to 06/13/2022 12:00:00 AM

Most Requested Journals – Column Formulas

- ▶ **Journal Title** = "Borrowing Request Details"."Title"
- ▶ **Total Requests** = "Borrowing Request Details"."Num of Requests"
- ▶ **Filled Requests** = FILTER("Borrowing Request Details"."Num of Requests" USING ("Borrowing Request Details"."Item Arrival Date" IS NOT NULL))
- ▶ **Unfilled Requests** = FILTER("Borrowing Request Details"."Num of Requests" USING ("Borrowing Request Details"."Item Arrival Date" IS NULL))
- ▶ **ISSN** = "Bibliographic Details"."ISSN"

Formatting – Column Format



- ▶ You can hide columns from the results view by navigating to:
 - ▶ Column Properties > Column Format > Hide



Formatting – Data Format

Selected Columns

Institution	Borrowing Request Details
Institution Name	Rapido Fill Rate

Filters

- Sort
- Edit formula
- Column Properties
- Filter
- Delete
- Save Column As



Column Properties

Style Column Format **Data Format** Conditional Format Interaction

Override Default Data Format

Treat Numbers As Percentage





Negative Format Minus: -123

Decimal Places 2

Use 1000's Separator

Scale for % (x 100)

OK Cancel



Questions?



Office Hours



TUE	WED	THU	FRI	SAT
	1	2	3	4
	8	9	10	11
	15	16	17	18
	22	23	24	25
	29	30	31	

Are there resources available to help answer ACRL e-inventory related questions?

